

ЯЭВЕЛ

CO₂ progress report and energy action plan

Rebel

January 01, 2019 until December 31, 2019

Table of contents

1. Introduction	3
2. Basic information	4
2.1. Description of the organization	4
2.2. Responsible	4
2.3. Base year	4
2.4. reporting period	4
2.5. Verification	4
3. Demarcation	5
3.1. Organizational boundaries	5
3.2. Organization changes	6
3.3. CO2 award projects	6
4. Calculation method	7
4.1. Calculation method and emission factors	7
4.2. Changes in calculation method	7
4.3. Exclusions	7
4.4. Absorption of CO2	7
4.5. Biomass	7
4.6. Uncertainties	7
5. CO2 emissions	8
5.1. Footprint base year scope 1 & 2	8
5.2. CO2 footprint reporting period	8
5.3. Trend over the years by category	9
5.4. Goals	9
5.5. Progress reduction measures	9
5.6. Employee contribution	10
6. Initiatives	11

1. Introduction

'Practice what you preach' is a popular motto at Rebel. Talking about sustainability requires doing it yourself too. While sustainable impact and reducing the Rebel footprint has been a topic for years, we never officially communicated so. From now on, we do! This report presents the overall CO2 emission of Rebel in 2019. It is put together by the Green Rebels in close collaboration financial managers and local office managers.

This report has been drawn up by Green Rebels and reflects all matters as described in § 7.3 of the ISO 14064. The following aspects of the ISO 14064-1 are described in more detail:

Introduction (p), Description of the organization (a), Responsibilities (b), Base year (j), Reporting period (c), Verification (q), Organizational boundaries (d), Current calculation method and conversion factors (l, n), Changes calculation method (m), Exclusions (h), Absorption of CO2 (g), Biomass (f), Recalculation of base year and historical data (j, k), Direct and indirect emissions (e, i) and Uncertainties (o).

2. Basic information

2.1. Description of the organization

The Rebel adventure began in 2002 with ten chairs around a large round table. Rebel started as a company without a hierarchy, without a bosses, without limits. A place where everyone could realize their full potential. 18 years later, Rebel still holds true to its core beliefs. Rebel offers a wide array of services including strategic advice, policy analysis, partnership consulting, financial advice and management of investments.

Sustainability has been a key pillar for years. Rebel helps brands, organizations and governments to move towards a circular economy. Since we like to practice what we preach, this report shows how we try to improve ourselves. Feel free to reach out for more details or insights!

2.2. Responsible

Name	Actors
Rebel	
Belgium	
East Africa	
RGI	
South Africa	
the Netherlands	
United States	

2.3. Base year

The entities (or ventures) described below are the entities that existed in 2019. The entity 'RGI' is an abbreviation for Rebel Group International. All Netherlands-based ventures (except RGI) are grouped in the entity 'the Netherlands'.

Name	Default reference year
Rebel	2019
Belgium	2019
RGI	2019
South Africa	2019
the Netherlands	2019
United States	2019

2.4. reporting period

January 01, 2019 until December 31, 2019

2.5. Verification

The CO2 footprint of 2019 has been verified by Aboma Certificering BV in October 2020

3. Demarcation

3.1. Organizational boundaries

Name	Description
Rebel Legal entity	Rebel Group B.V., office in Rotterdam
Belgium Location	
RGAB Legal entity	Rebel Group Advisory Belgium, office in Antwerpen
RGI Legal entity	Rebel Group International, operating worldwide, situated in Rotterdam office
South Africa Location	
RGSA Legal entity	Rebel Group South Africa, office in Johannesburg
the Netherlands Location	
RET Legal entity	Rebel Economics and Transactions
REWC Legal entity	Rebel Energy, Water and Climate
RFT Legal entity	Rebel Finance & Transactions
RGE Legal entity	Rebel Group Executives
RIO Legal entity	Rebel Infrastructure Assets & Operations
RNE Legal entity	Rebel Next Economy
Rotterdam (HQ) Location	Rebel office in the Netherlands
RPL Legal entity	Rebel Ports & Logistics
RSD Legal entity	Rebel Strategy & Development
RSF Legal entity	Strategy & Finance
RTM Legal entity	Rebel Transitie Management
RTT Legal entity	Rebel Transit & Ticketing
SRS Legal entity	Stichting Rebel Support
United States Location	
IMG Rebel Legal entity	IMG Rebel, office in Washington DC

3.2. Organization changes

No relevant changes with regard to this CO2 progress report.

3.3. CO₂ award projects

No relevant CO2 awarded projects with regard to the CO2 performance ladder.

4. Calculation method

4.1. Calculation method and emission factors

This report is constructed and published in line with the regulations of the CO2 performance ladder toolbox 3.1 published in June 2015 by SKAO.

The emission factors are determined in correspondence with the website CO2emissiefactoren.nl, using amendments communicated by SKAO.

4.2. Changes in calculation method

No relevant changes in calculation method.

4.3. Exclusions

Possible leakages of cooling liquids of airconditioning systems is excluded in this analysis. Leakages are limited and the impact on the total CO2-equivalent is negligible.

4.4. Absorption of CO2

No relevant absorption of CO2.

4.5. Biomass

No relevant impact of biomass.

4.6. Uncertainties

- Energy bill IMG Rebel

The energy bill of IMG Rebel in the United States is an uncertainty because it does not exist. The Rebel office in Washington is a shared office location that houses 11 Rebels. The energy bill is incorporated in the monthly rent and the landlord is not available (or not willing) to provide additional insights on the use on energy. Based on the office space and available benchmark tools, we were able to provide an estimate for the use of electricity. For the use of gas, we were not able to do so. Since the use of gas is only a minor effect, we decided to only include the electricity use.

- Car rentals and taxi's Rebel Group South Africa

In order to calculate the total kilometers traveled in rental cars and taxi's in South Africa, we had to transfer financial inputs to kilometers traveled, using the average local rate per kilometer for car rentals, taxi's and Uber cars. This might lead to a result that does not correspond with the actual kilometers traveled. To correct for this uncertainty, we always chose to overestimate the rates with 10%.

- Energy bill Rebel Group South Africa

The energy bill in South Africa is denoted in the local currency: the South African Rand. In order to transform the energy bill into total electricity consumption, we used the local electricity rate and the average exchange rate of 2019. These rates may not reflect actual prices and therefore lead to insecurities.

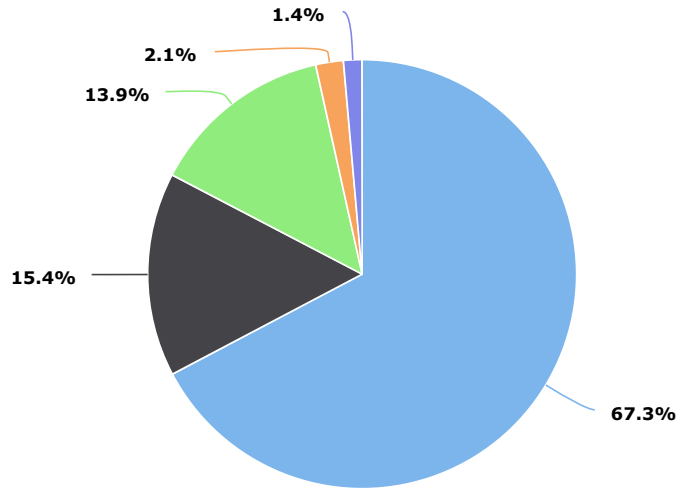
5. CO₂ emissions

5.1. Footprint base year scope 1 & 2



CO₂e (719 tonne)
2019

- Air traffic: 484 tonne
- Car: 110.6 tonne
- Electricity: 99.7 tonne
- Heating: 15.01 tonne
- Public transportation for business trave...

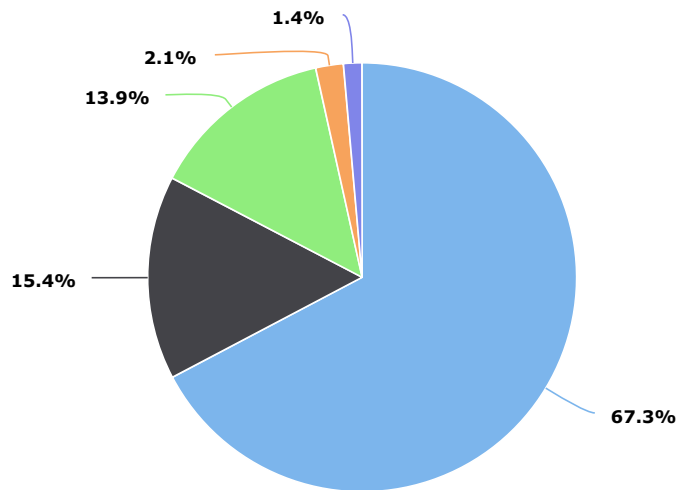


5.2. CO₂ footprint reporting period

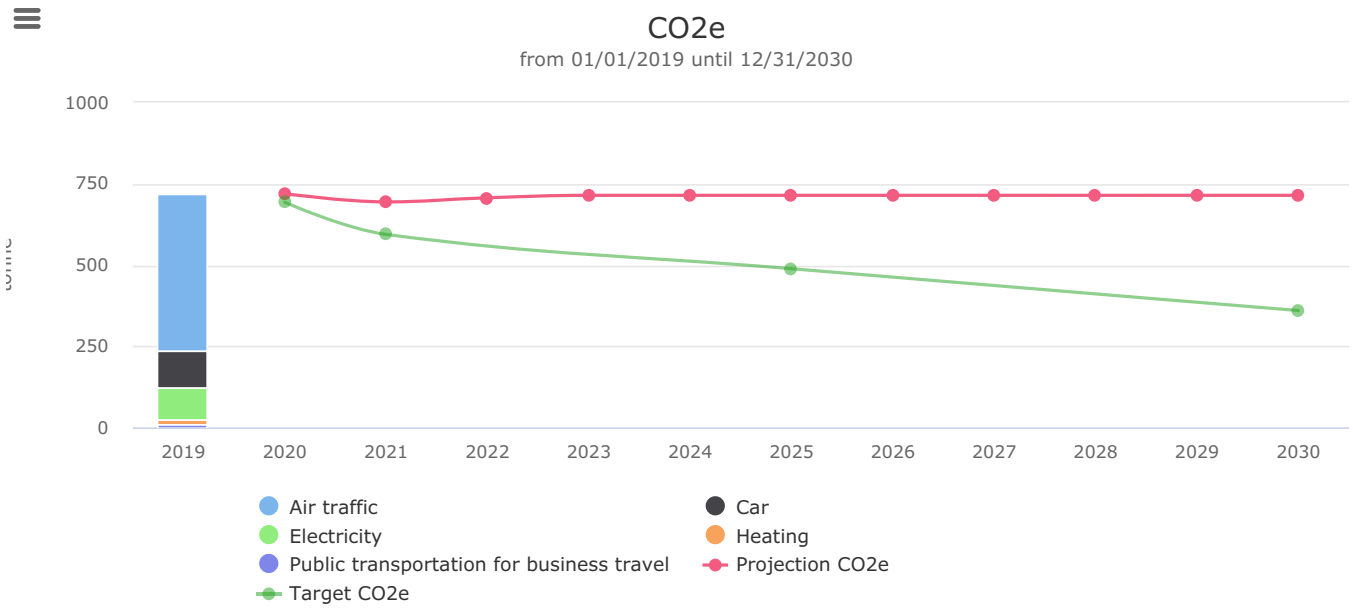


CO₂e (719 tonne)
2019

- Air traffic: 484 tonne
- Car: 110.6 tonne
- Electricity: 99.7 tonne
- Heating: 15.01 tonne
- Public transportation for business trave...



5.3. Trend over the years by category



5.4. Goals

Target CO2e Legal entity Rebel

For year	Reference year	Car	Electricity	Heating	Air traffic	Commuting
2020	2019	-2%	0%	0%	-5%	0%
2021	2019	-2%	-75%	0%	-10%	-2%
2025	2019	-10%	-75%	0%	-30%	-10%
2030	2019	-60%	-100%	0%	-40%	-30%

5.5. Progress reduction measures

Green energy

The Rebel office in Rotterdam (HQ) will switch towards green energy in 2021, either using green energy directly or indirectly (through so-called GVO's - guarantees of green source).

Responsible	Wouter de Waart
Registrar	Wouter de Waart

Effects

Gauges	Reference year	Effect starts on	Effect
Rotterdam (HQ) / Electricity Netherlands office	2019	01/01/2021	-100%

ICT in cloud

Moving our administrative ICT services to the cloud saves energy and is more sustainable compared to running it on internal servers.

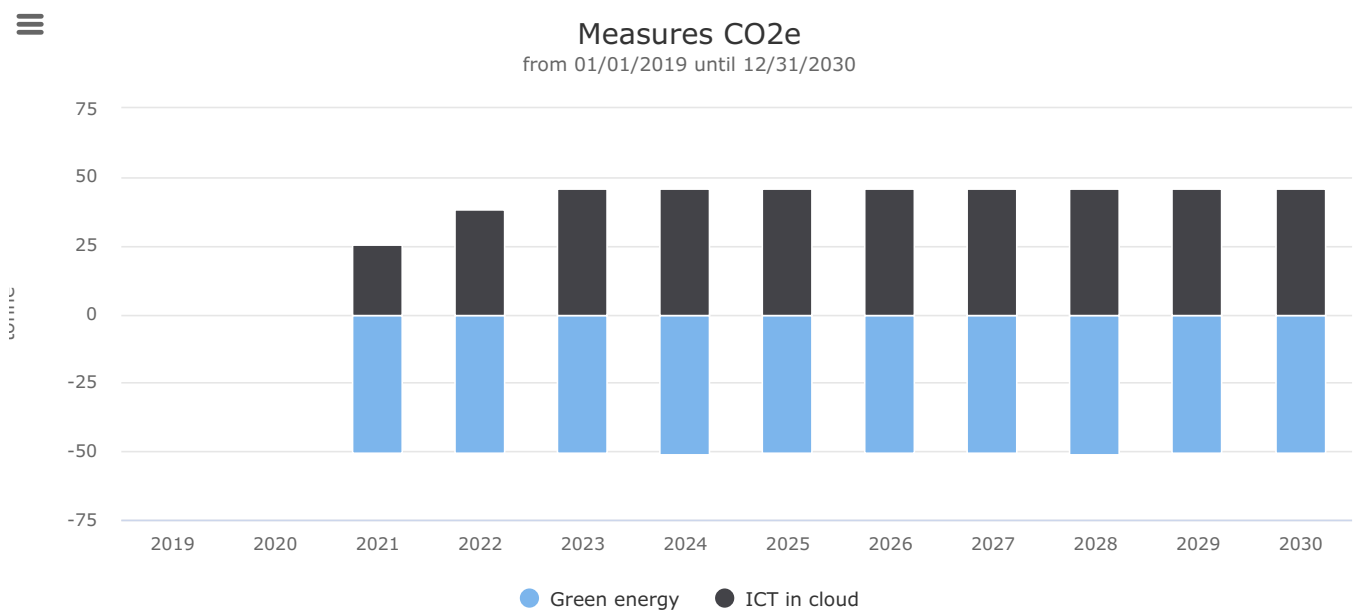
At this moment, 50% of ICT is delivered through cloud-solutions. In the upcoming years, we will

increase this metric to up to 90%.

Responsible	Wouter de Waart
Registrar	Wouter de Waart

Effects

Gauges	Reference year	Effect starts on	Effect
Rotterdam (HQ) / Electricity Netherlands office	2019	01/01/2021	50%
		01/01/2022	75%
		01/01/2023	90%



5.6. Employee contribution

Employees (or Rebels) have been contributing to sustainability for years. Since 2016, a group of Rebels organized themselves into a working group: the Green Rebels. In monthly meetings, they discuss sustainability practices and areas for improvement within the organization. Examples of their efforts are:

- Four bee hives at the rooftop of the Rebel office in Rotterdam, stimulating biodiversity in the office-environment and leading to delicious (bio-based) honey.
- The use of recycled printing paper in all printers.
- Use of LED-lights on the first floor of the Rebel office in Rotterdam.
- Bio-catered food, with a preference of local suppliers.
- Improved awareness of sustainability measures through quarterly newsletters and green Christmas gifts.

6. Initiatives

Rebel Club of 49

Rebel aims to reduce its footprint with 49% in 2030 and participates in the [Club van 49](#) to support this ambition.

Methodologies	Start date	End date
CO2	08/25/2020	